


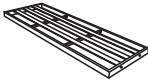
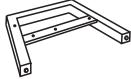
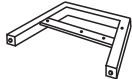


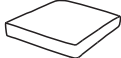





	Stückliste	Beschreibung	Stk.
A		Rückenfläche	1
B		Sitzfläche	1
C		Linke Armlehne	1
D		Rechte Armlehne	1
E		V-Fuß	1
F		Rückenpolster	3
G		Sitzpolster	3
AA		Abdeckkappe (M6)	14
BB		Schraube (M6*20)	6
CC		Schraube (M6*35)	8
DD		Unterlegscheibe (φ 6*12)	14
EE		Innensechskantschlüssel	1

Abb. 1

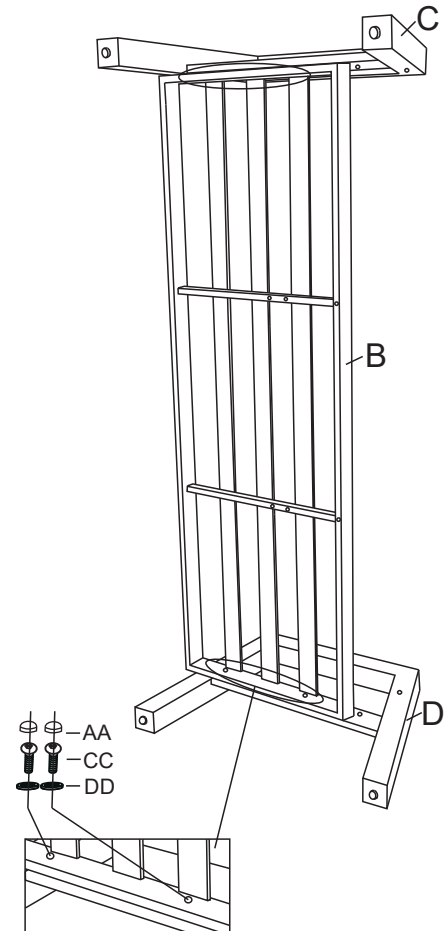
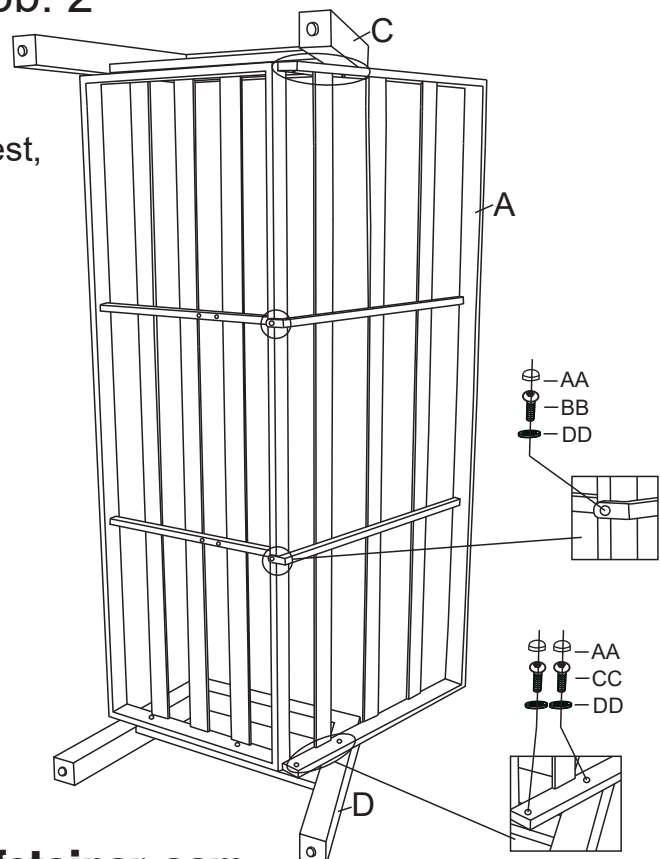


Abb. 2



Ziehen Sie die Schrauben erst vollständig fest, wenn die Montage abgeschlossen ist.

Abb. 3

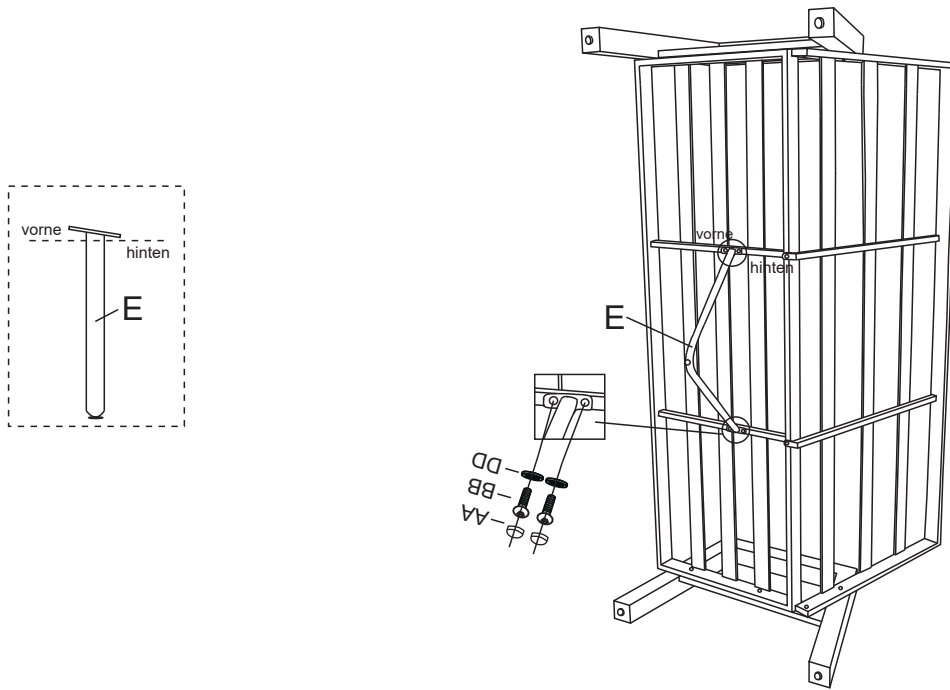


Abb. 4

